



Nasonville School Newsletter



Char Ulrich, Principal
December 2019 and January 2020

December 2019


- 9 -1:30 K Winter Concert
 -6:30 1-2 Winter Concert
- 9-10 -Scotty's Pizza Nights
- 11-13 -Holiday Store Open
- 13 -Spelling Bee 1:30
- 19 -SAIL Art @ MHS
 -China Chef Night
- 20 - PTO Movie
- 23-Jan. 1 -Winter Break

January 2020

- 2 -School Resumes
- 13-14 -Scotty's Pizza Nights
- 15 -Martin Luther King Jr.
 Birthday
- 16 -6:30 PTO Meeting
 -District Spelling Bee
 @ Washington School
- 20 -**NO SCHOOL** for students
- 21 -End of 2nd Quarter
- 23 -China Chef Night



PRINCIPAL'S CORNER



Cold Weather Check List

Take some time to go over the following check list to see if your child is ready for the cold weather.

My child has the following:

- _____ **Hat**
- _____ **Winter Gloves/Mittens** (Waterproof are best...Not the little knit gloves!)
- _____ **Coat** (One that the student can zip/put on themselves.)
- _____ **Snowpants** (Now is the time to try these on and make sure the zippers and straps are working properly.)
- _____ **Winter Boots** (Ones that the student can put on and fasten/tie themselves.)

Another thing to stay on top of is making sure these clothes are dried daily. I highly recommend removing boot liners daily and placing them, along with mittens, near a heat source in your home to dry. *Imagine having to go outside with wet gloves and boots for 30 minutes when the wind-chill is in the single digits!*

SEND CLOTHING FOR OUTDOOR RECESS EVERY DAY EVEN IF YOU THINK IT MIGHT BE INDOOR RECESS!

Remember...all students will go outside for recess if the wind-chill is above 0 degrees. Playing outside in the winter can be lots of fun if you are dry and dressed appropriately.

Be sure to write your child's name on their outdoor clothing!

If you are unable to afford warm winter clothing, please contact Kimberli Dammann at 715-383-1312 for assistance.

WINTER CONCERTS

The Nasonville School Winter Concerts will be held on **Monday, December 9th at 1:30 (Kindergarten) and 6:30 (Grades 1 and 2)**. Students in Kindergarten, First and Second Grades will present a program of varied songs, including some newly composed pieces and many old favorites.

Doors will open at 12:30 pm for Kindergarten seating and 6:00 pm for First and Second Grade seating.



SPELLING BEE CONTESTANTS

The following students will be participating in the Nasonville School Spelling Bee on December 13th: Braiden Degenhardt, Ty Fetting, Cody Gagnon, Jax Gardner, Cayley Gosney, Ava Heeg, Allison Heiman, Rylee Jokipii, Tyler Nelles, Hannah Ridgway, Rachel Seubert, Liam Weatherford, Devin Weis, and Emelia Woodkey. These students received the highest scores on the Spelling test in grades 5 and 6.

A special thank you to Mrs. Gruenloh for organizing the Nasonville School Spelling Bee.

Good luck to all of you!



MRS. VOSS IS NASONVILLE'S TEACHER OF DISTINCTION!

Congratulations to Nasonville's very own Teacher of Distinction...Mrs. Voss! Mrs. Voss received nominations from students, parents and colleagues for the Crystal Apple Awards. Mrs. Voss is one of nine teachers to receive the Teacher of Distinction Award in our area. She will be considered by a final selection panel to receive one of the four Crystal Apple Awards. Regardless of the outcome, Mrs. Voss will always be a Crystal Apple in our eyes!



UNEXPECTED EARLY DISMISSALS

Tis' the season for unpredictable bad weather. With that in mind it is imperative that families are prepared for unexpected early dismissals. Be sure that your family has a plan in place of how your child(ren) will be getting home.

Please prepare your child with special directions in case school would be canceled during the school day. Does s/he know how to get into the house if you are not home? Does s/he know where to call you?

Cancellations will be posted on the radio, the District website, <http://www.marshfieldschools.org>, TV, and the Blackboard Connect System will be activated. **Please do not inundate the school office with calls inquiring about cancellations without checking these other avenues first.**

GIVING BACK...

NASONVILLE HOLIDAY STORE DECEMBER 11-13

We are still taking donations for the Nasonville Holiday Store.

All proceeds will go to local organizations or families in need.

Please see more information on the PTO Facebook page!

PBIS DECEMBER/JANUARY...

During the month of January, we will be working for a hot chocolate treat with an extra recess. There will be a large mug of hot chocolate in the hallway of the cafeteria. When a class has earned a shield, we will add a "marshmallow" to the hot chocolate. Once enough marshmallows have been added, we will enjoy the outside weather and warm up with hot chocolate after.



We are also working towards earning money for the Humane Society. Students are able to donate their knight tickets—each ticket is worth 10 cents. Then at an assembly in January we will present the check to the Humane Society.

Once again, this year, students will be able to use their knight tickets to have their favorite teacher "dress like an elf." There are buckets in the library for groups/grade levels of teachers. Once each bucket has 100 tickets, those staff members will need to dress up like an elf. "Elf day" will be December 20th.

RED-NOSED READING FUN!



Students in Ms. Kelly's 3rd grade class completed a fun reading challenge! Students had to read 15 minutes per night during the week out loud with an adult at home. When they submitted their reading calendars, they received a red ticket for every day that was signed. Those red tickets were used to purchase 'red' prizes. If every day was signed on the calendar, they earned their red nose and a certificate! The students then shared their red-nosed reading with their kindergarten buddies!

Thank You! HARVEST DANCE 2019

Nelsonville School had a great time performing their dances for you! Thank you Mr. Eckes for organizing this event and showcasing our students' dancing moves! We collected and donated over 100 food items to the Soup or Socks Food Pantry.

PTO NEWS...

Nelsonville students will be enjoying a movie, popcorn and drink thanks to our PTO! On Friday, December 20th we will be going to Roger's Cinema.

This year's movie will be:

K - 6 Frozen 2

Thanks PTO for a gift everyone can enjoy!








From the Nelsonville Staff, we wish you all a happy and safe winter break and holiday season!



BREAKFAST

Elementary

DECEMBER 2019

MONDAY	TUESDAY	WEDNESDAY	THURSDAY	FRIDAY
<p>Lunch payments can be made to your account online via your <i>Skyward Family Access</i>. Account transactions and balances can also be tracked using your Skyward Family Access. If you need your username/password, please contact your school office.</p> <p>Pay Online</p>				
2 Whole Grain Cereal Fruit Cup Fresh Fruit Milk	3 Yogurt Parfait HOMEMADE GRANOLA Dried Cranberries Strawberries/Blueberries Milk	4 HOT Breakfast Pizza Fruit Cup 100% Fruit Juice Milk	5 Whole Grain Muffin String Cheese Raisins Fruit Cup & Milk	6 HOT Pancake Bites 100% Fruit Juice Fruit Cup Milk
9 HOT Oatmeal String Cheese 100% Fruit Juice Dried Cranberries Milk	10 Breakfast Bread Fruit Cup 100% Fruit Juice Milk	11 HOT Fruit Strudel Fruit Cup Fresh Fruit Milk	12 Nutri-Grain Bar Nasonville Dairy Cheese Fruit Cup Fresh Fruit Milk	13 HOT Mini Waffles Fruit Cup 100% Fruit Juice Milk
16 Breakfast Kit <i>(includes cereal, crackers and 100% Juice)</i> Fruit Cup Milk	17 Mini Cream Cheese Filled Bagels Fruit Cup 100% Fruit Juice Milk	18 HOT Pancake Bites Fruit Cup Fresh Fruit Milk	19 HOMEMADE COFFEECAKE Nasonville Dairy Cheese Fruit Cup Milk	20 HOT Soft Filled Cereal Bar Fruit Cup 100% Fruit Juice Milk
<div>   </div> <div> 23rd – January 1st No School - Winter Break   </div>				
<div>  Farm to School </div> <div> See website for a food allergen/pork listing </div>				

MEAL PRICES
Breakfast Prices:
 Paid (Elementary): \$1.35
 Paid (MS/HS): \$1.50
 Reduced: \$0.25
 Adult/Seconds: \$2.00

Lunch Prices:
 Paid (Elementary): \$2.70
 Paid (Middle School): \$2.80
 Paid (High School): \$3.00
 Reduced: \$0.40
 Adult/Seconds: \$3.75
 Second Entree: \$2.25
 Milk: \$0.40

ICE COLD MILK
OPTIONS:
 Fat Free White
 Low Fat White
 Fat Free Chocolate
 *All Meals Include

All grain and bread products are 100% whole grain



Menus are subject to change.

This institution is an equal opportunity provider.



LUNCH

Elementary

December 2019

MONDAY

TUESDAY

WEDNESDAY

THURSDAY

FRIDAY

V Blend Juice: Grab a carton of Cherry Star V Blend Juice and enjoy 100% vegetable juice with NO added sugar. It's made with sweet potato, pumpkin and carrot and fortified with vitamins A, C and E. This delicious juice is taste-tested and approved by students K-12!

Strawberry Mango Sidekick: A "sidekick" is a fruit smooth-frozen cup made with 100% fruit juice and NO added sugar. Try a different flavor each month!



2 Popcorn Chicken Fresh Apple Slices Peaches Crunchy Carrots Green Beans	3 Soft Shell Taco Fiesta Beans Oranges Applesauce Lettuce, Tomato Shredded Cheese	4 Mini Corn Dogs Orange Wedges Mixed Fruit Fresh Broccoli Brussel Sprouts V-Blend Juice	5 Chicken Snack Wrap Fresh Apple Mixed Berry Cup Garden Salad w/ Tomatoes Mixed Vegetables	6 Hot Cheesy Slicks w/ Marinara Sauce Fresh Grapes Pineapple Fresh Carrots Steamed Corn
9 Chicken Strips Fresh Apple Slices Delicious Pears Garden Salad w/ Tomatoes Fresh Broccoli	10 Cheeseburger Mandarin Oranges Dried Cranberries Fresh Carrots Baked Beans	11 Spaghetti w/ Meatballs Garlic Toast Orange Wedges Peaches Garden Salad w/ Tomatoes Fresh Broccoli	12 French Toast Sticks w/ Sausage Patty Blueberries & Applesauce Cucumber Slices Sugar Snap Peas Strawberry Milk	13 Creamed Chicken w/ Mashed Potatoes & Bun Mixed Berry Cup Cranberry Sauce Garden Salad w/ Tomatoes Fresh Crunchy Carrots
16 Pepperoni Pizza Apple Slices Peaches Garden Salad w/ Tomatoes Steamed Peas	17 Taco Salad Fiesta Beans Applesauce Orange Wedges Lettuce, Tomatoes, Cheese	18 Chicken Patty on a Bun Fresh Apple Pineapple Fresh Carrots Steamed Corn Kiwi Strawberry Sidekick	19 Salisbury Steak w/ Mashed Potatoes & T-Bun Dried Cranberries Pears Garden Salad w/ Tomatoes Fresh Broccoli	20 Christmas Tree Shaped Chicken Nuggets Fresh Orange Mixed Fruit Mixed Vegetables Fresh Carrots



NO SCHOOL THIS WEEK / WINTER BREAK



Farm to School



Meatless Entree



Featured Recipe

See website for food allergens, carbohydrate counts, pork product list and all featured recipes. www.marshfieldschools.org

Menus are subject to change.

This institution is an equal opportunity provider.

MEAL PRICES

Breakfast Prices:

Paid (Elementary): \$1.35

Paid (MS/HS): \$1.45

Reduced: \$0.25

Adult/Seconds: \$2.00

Lunch Prices:

Paid (Elementary): \$2.60

Paid (Middle School): \$2.75

Paid (High School): \$2.90

Reduced: \$0.40

Adult/Seconds: \$3.75

Second Entrée: \$2.25

Milk: \$0.40

Online Meal Payments

Online meal payments are now available. Payments can be made through your Family Skyward Access. If you do not have your username/password, please stop into your school office.



All of our homemade breads and buns are 100% whole grain and baked fresh daily.



Ice cold milk options available daily: fat free white, low fat white, and fat free chocolate.

Recipes for Success

Practical Activities to Help Your Child Succeed

DECEMBER 2019

READING

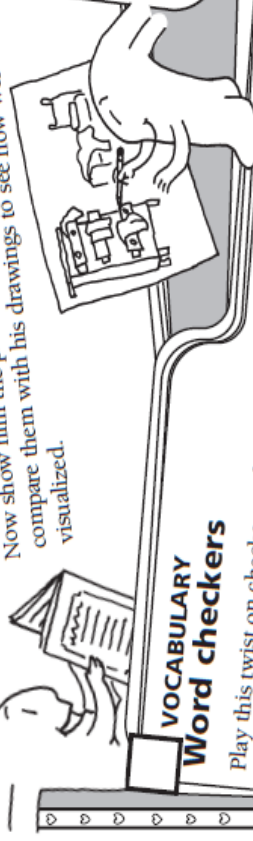
Sketch a story

Strong readers visualize what's happening in a story. Boost your child's comprehension by having him draw what he "sees" as you read aloud to him.

Ingredients: picture book, paper, crayons or colored pencils

Read the book without showing your youngster the illustrations. Encourage him to listen for details and use them to draw pictures. Perhaps the book describes a character's messy room. He could draw the unmade bed, clothes falling out of open dresser drawers, and toys all over the floor. Or if the book is set on a farm, he might draw the barn, animals, and cornfield.

Now show him the pictures in the book and let him compare them with his drawings to see how well he visualized.



VOCABULARY

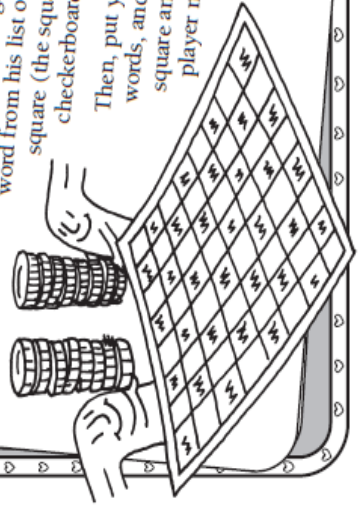
Word checkers

Play this twist on checkers to help your child review vocabulary words.

Ingredients: word list or textbook, poster board, marker, checkers, dictionary

First, have your youngster draw an 8 x 8 grid on poster board. He should write a word from his list or textbook glossary in every other square (the squares that would be black on a checkerboard).

Then, put your checkers on the squares with words, and play with this twist: To jump over a square and capture the other person's piece, a player must correctly define the word in the square. (Use a dictionary or your child's textbook to check.) The first person to capture all his opponent's pieces wins.



CREATIVE THINKING


Act it out

How would a robot vacuum a room? What might a sloth look like riding a skateboard? Spark your youngster's imagination with this game.

Ingredients: index cards, pencil

On separate index cards, have your child write names of animals or things she might pretend to be. *Examples:* robot, dolphin, dragon, sloth. Mix up the cards, and stack them facedown.

Now name a situation for her to act out, such as vacuuming or doing skateboarding tricks. She draws a card and, without showing it to you, acts out the scenario while pretending to be whatever is on the card. If she's a robot, maybe she'll walk stiffly while pretending to vacuum. Can you figure out which card she drew? Then, trade roles.



PRIME NUMBERS

A prime number's only factors (numbers that can be multiplied to equal it) are 1 and itself. Have your child number paper squares 1–25 and make a two-column chart for "Prime" and "Composite" (numbers that aren't prime). Take turns choosing a square. Then place it in the correct column, and check your choice by finding its multiples.



HEALTH

Teach your youngster to eat healthy portions by reading the serving size on nutrition labels. Then, she could measure it out — say, by putting 20 mini pretzels in a bowl for each of you. Now enjoy a snack together.



Recipes for Success

Practical Activities to Help Your Child Succeed

MATH

Clever clips



Your youngster will need subtraction know-how, and a little luck, to win this game.

Ingredients: paper clips, playing cards (face cards removed, ace = 1), bowl

Each player gets 50 paper clips. Shuffle the cards, stack them face-down, and set out the bowl. On each turn, a player draws two cards and subtracts the smaller number from the larger one. So if your child draws 10 and 3, she would say "10 - 3 = 7." She discards that many paper clips (7) into the bowl. (If the numbers are equal, don't discard any clips.)

The winner is the first player to run out of paper clips—by exact count or not.



Congratulations!

We finished _____ activities together on this poster.

Signed (parent or adult family member)

Signed (child)

DECEMBER 2019

SPEAKING

Does your child know how to join a conversation? Role-play so he feels confident. He should listen and wait for a pause. Then, he can make a relevant comment ("I liked that movie, too") or ask questions ("Which scene was your favorite?").



RESEARCH

Help your youngster learn to narrow a report topic. Name a broad topic (say, weather), and go back and forth, being more specific each time. *Example:* winter weather, snow, blizzards, historic blizzards. She'll get more targeted results when she does research.



GEOMETRY

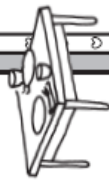
Go on a geometry hunt at a park. Your youngster can look for shapes: sphere (ball), rectangle (tennis court), or triangle (swing-set frame). Or he could try to find as many right angles (90°) as possible, perhaps at the corners of the picnic table and the sandbox.



Character Corner

MANNERS

Let your child draw small circles around the edges of an index card. When you notice him using good manners (perhaps by saying, "Please pass the potatoes"), he gets to hole-punch a circle. Once all the holes are punched, he can illustrate the card and start a new one.



LEADERSHIP

Boost your youngster's leadership skills by letting her delegate tasks to family members. Before a trip to the grocery store, she might ask you to make the list, then have her brother clip coupons while she packs up the reusable bags.



LOYALTY

Have your child think of ways to show loyalty to others if he hears gossip about them. He might say, "We don't know that for sure." Or he could simply change the subject: "Hey, let's go do a puzzle."



PHONICS

Choose a letter combination, such as *sch*, *br*, or *th*. Take turns thinking of words that include the combination in the beginning (*school*), middle (*vertebrate*), or end (*tooth*).



Recipes for Success

Actividades prácticas que contribuyen al éxito de su hijo

DICIEMBRE DE 2019

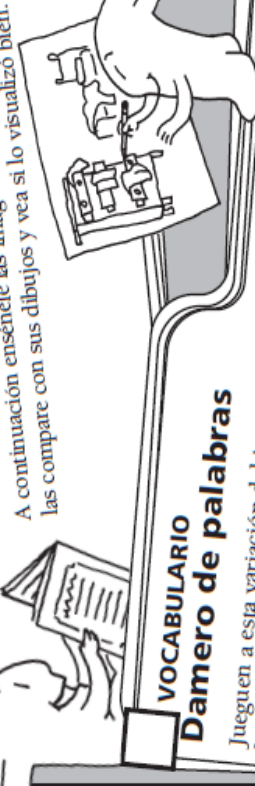
LECTURA

Dibujar una historia

Los buenos lectores visualizan lo que sucede en una historia. Refuerce la comprensión lectora de su hijo pidiéndole que dibuje lo que "ve" mientras usted lee.

Ingredientes: libro de imágenes, papel, crayones o lápices de colores

Lea el libro sin enseñarle las ilustraciones a su hijo. Anímelo a que escuche prestando atención a los detalles y a que los use para dibujar imágenes. Tal vez el libro describa la desordenada habitación de un personaje. Podría dibujar la cama sin hacer, ropas saliendo de los cajones de la cómoda y juguetes por el suelo. Si el libro tiene lugar en una granja, podría dibujar el establo, los animales y el maíz.



A continuación enseñe las imágenes del libro para que las compare con sus dibujos y vea si lo visualizó bien.

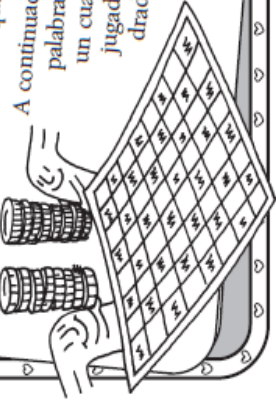
VOCABULARIO

Damero de palabras

Jueguen a esta variación del juego de las damas para que su hijo repase las palabras del vocabulario.

Ingredientes: lista de palabras o libro de texto, cartulina, marcador, fichas de damas.

En primer lugar, dígame a su hijo que dibuje una cuadrícula de 8 x 8 en una cartulina. Debe escribir una palabra de su lista o del glosario de un libro de texto en cada uno de los cuadrados que serían negros en un tablero de damas.



A continuación, coloquen sus damas en los cuadrados con un cuadrado y jueguen con esta variación: Para saltar sobre un jugador debe definir correctamente la palabra del cuadrado. (Usen el diccionario o el libro de texto de su hijo para comprobarlo.) Gana el primer jugador que capture todas las piezas de su adversario.

PENSAMIENTO CREATIVO


Represéntalo

¿Cómo aspiraría una habitación un robot? ¿Qué aspecto tendría un perezoso sobre una patineta? Despierte la imaginación de su hijo con este juego.

Ingredientes: fichas de cartulina, lápiz

Que su hijo escriba en fichas de cartulina los nombres de los animales o de las cosas que podría imaginarse. Ejemplos: robot, delfín, dragón, perezoso. Mezcle las fichas y pónganlas boca abajo.

Diga luego una situación para que ella la represente, como pasar la aspiradora o hacer trucos con la patineta. Ella saca una ficha y, sin enseñársela a usted, representa la situación mientras hace lo que tenga en la ficha. Si es un robot, podría caminar muy tiesa mientras hace como si aspirara. ¿Puede usted adivinar qué ficha sacó? A continuación, cambie los papeles.



NÚMEROS PRIMOS

Los únicos factores de un número primo (números que al multiplicarse lo obtienen como resultado) son 1 y el mismo número. Dígame a su hijo que escriba 1-25 en cuadrados de papel y hagan una gráfica de dos columnas para "Primos" y "Compuestos" (números que no son primos). Elijan un cuadrado por turnos. Luego colóquelo en la columna correcta y comprueben su elección haciendo sus múltiplos.



SALUD

Enseñe a su hijo a que coma porciones sanas leyendo el tamaño de la porción en las etiquetas nutricionales. A continuación puede medirlos, por ejemplo colocando 20 mini pretzels en un recipiente para cada uno de ustedes. Luego disfruten de la golosina.



Cartel del Refrigerador
Coloque este cartel de Recetas en el refrigerador y haga una actividad cuando tenga unos minutos libres. Estas amenazas contribuirán al triunfo en la escuela y a desarrollar un comportamiento positivo. Ponga una marca en cada casilla cuando termine la "receta".

Recipes for Success

Actividades prácticas que contribuyen al éxito de su hijo

MATEMÁTICAS Hábiles clips

Su hijo necesitará saber restar, y un poco de suerte, para ganar este juego.

Ingredientes: clips para papel, naipes (sin figuras, as = 1), recipiente
Cada jugador recibe 50 clips de papel. Barajen los naipes, pónganlos boca abajo y preparen el recipiente. En cada turno una jugadora saca dos naipes y resta el número más pequeño del más grande. Así que si su hija saca 10 y 3, debería decir "10 - 3 = 7". Entonces pone ese número de clips en el recipiente (7). (Si los números son iguales, no desechen ningún clip.)

Gana la primera jugadora que se quede sin clips, por cuenta exacta o no.



¡Felicidades!

Terminamos _____ actividades juntos en este cartel.

Firmado
(padre, madre o miembro adulto de la familia)

Firmado
(hijo o hija)

DICIEMBRE DE 2019

LENGUA

¿Sabe su hijo cómo unirse a una conversación? Represéntelo para que adquiere confianza. Debería escuchar y esperar una pausa. Luego puede hacer un comentario relevante ("A mí también me gustó la película") o hacer preguntas ("¿Cuál fue tu escena favorita?").



INVESTIGACIÓN

Ayude a su hijo a acotar el tema de un trabajo. Diga un tema amplio (por ejemplo, el tiempo) y díganlo una y otra vez siendo cada vez más específicos. **Ejemplo:** el tiempo en invierno, la nieve, las ventiscas, ventiscas históricas. Así cuando investigue sus resultados darán más en el clavo.



GEOMETRÍA

Vayan de caza geométrica en un parque. Su hijo puede buscar formas: esfera (balón), rectángulo (pista de tenis) o triángulo (armazón del columpio). También podría localizar tantos ángulos rectos (90°) como pueda, por ejemplo las esquinas de la mesa de picnic y del arenero.



Rincón del Carácter

MODALES

Que su hijo dibuje pequeños círculos alrededor de los bordes de una ficha de cartulina. Cuando lo vea usando buenos modales (por ejemplo diciendo "Por favor, pásame las papas"), puede perforar un círculo. Cuando todos los círculos estén perforados puede ilustrar la ficha y empezar una nueva.

LIDERAZGO

Refuerce las habilidades de liderazgo de su hija permitiendo que delegue tareas en los miembros de su familia. Antes de un viaje al supermercado podría pedirle a usted que haga la lista de la compra y luego decirle a su hermano que corte cupones de descuento mientras ella prepara las bolsas de la compra reusables.



LEALTAD

Dígale a su hijo que piense en formas de mostrar lealtad a los demás si escucha rumores sobre esas personas. Podría decir: "No lo sabemos con seguridad". O simplemente podría cambiar de tema: "Oye, vamos a hacer un crucigrama".



SONIDOS

Elijan una combinación de letras como *sch*, *br* o *th*. Piensen por turnos palabras en inglés que incluyan la combinación en el comienzo (*school*), en el medio (*vertebrate*) o al final (*tooth*).

